


	<h1 style="margin:0;">THE BETHANY</h1>	
REGION: MWANZA	SCHOOL AVERAGE: 27.8	DISTRICT: BUSEGA
SUBJECT AND GRADE PERFORMANCE ANALYSIS		

SUBJECT RANKING			
KISWAHILI	39.0	78%	1
CIVIC AND MORAL EDUCATION	31.6	63%	2
SOCIAL STUDIES	27.6	55%	3
ENGLISH	26.4	53%	4
SCIENCE	24.9	50%	5
MATHEMATICS	17.6	35%	6

SUBJECT GRADE ANALYSIS					
SUBJECT/GRADE	A	B	C	D	F
MATHEMATICS	0	2	7	19	0
KISWAHILI	14	17	1	0	0
ENGLISH	0	8	20	4	0
SCIENCE	1	5	20	5	0
SOCIAL STUDIES	1	9	16	6	0
CIVIC AND MORAL	1	15	16	0	0

OVERALL GRADE ANALYSIS			
A	1	32	1%
B	7		9%
C	22		27%
D	2		2%
F	0		0%

CHART SUBJECT ANALYSIS						
40						
35						
30						
25						
20						
15						
10						
	MATH	KISW	ENG	SCIE	SST	CME

BOYS VS GIRLS PERFORMANCE				
	SAT		SAT	TOTAL
	9		23	32
32%		26%		

SEATED	32	100%
ABSENTEES	0	0%
PASSED	30	94%
FAILED	2	6%

NO	NAME	SEX	MATH		KISW		ENG		SCI		SST		CME		TOTAL	AVG	GRADE	POS
1	LEONARD SAMWEL MAKUBI	M	38	B	46	A	36	B	41	A	40	B	43	A	244	40.7	A	1
2	JAMES MASONA TIGIYA	M	29	C	46	A	35	B	35	B	45	A	40	B	230	38.3	B	2
3	KHIJA KASUBI JAMES	M	24	C	40	B	28	C	40	B	36	B	40	B	208	34.7	B	3
4	DAUDI KABADI NDAKAMA	M	29	C	42	A	33	B	28	C	35	B	37	B	204	34.0	B	4
5	ABIGAIL DAMAS KILAURI	F	21	C	44	A	31	B	29	C	37	B	38	B	200	33.3	B	5
6	CHARLES MABUTWA YAKOBO	M	31	B	43	A	26	C	33	B	28	C	37	B	198	33.0	B	6
7	AGNESS CHACHA WILLIAM	F	18	D	42	A	33	B	33	B	36	B	34	B	196	32.7	B	7
8	SAMWEL EMMANUEL JOSEPH	M	26	C	43	A	31	B	29	C	29	C	32	B	190	31.7	B	8
9	LUCIA EMMANUEL JIGANZA	F	11	D	39	B	28	C	33	B	31	B	35	B	177	29.5	C	9
10	KULWA KIMOLA MICHAEL	F	17	D	43	A	28	C	30	C	24	C	34	B	176	29.3	C	10
11	NEEMA LUCAS NZENZULE	F	16	D	38	B	27	C	27	C	32	B	35	B	175	29.2	C	11
12	MWITA MWITA CHACHA	M	15	D	41	A	32	B	17	D	31	B	33	B	169	28.2	C	13
13	LUCY KIMOLA MICHAEL	F	23	C	41	A	30	C	23	C	20	D	32	B	169	28.2	C	13
14	DORCAS MSENJI SHILA	F	17	D	41	A	29	C	26	C	28	C	28	C	169	28.2	C	13
15	NEEMA MASOLWA NDALAHWA	F	28	C	37	B	22	C	23	C	26	C	32	B	168	28.0	C	15
16	NEEMA ANDREA MUSSA	F	11	D	38	B	29	C	24	C	29	C	30	C	161	26.8	C	16.5
17	RUTH BUJIKU ABEDNEGO	F	19	D	37	B	24	C	25	C	30	C	26	C	161	26.8	C	16.5
18	BERTHA SOSONI JULIAS	F	18	D	37	B	25	C	20	D	23	C	34	B	157	26.2	C	18
19	ANNASTAZIA BISEKO SOGOYO	F	14	D	40	B	22	C	24	C	26	C	30	C	156	26.0	C	19.5
20	DOTTO MASALU MASHINE	F	11	D	43	A	25	C	22	C	27	C	28	C	156	26.0	C	19.5
21	TULOLE JOSEPHAT MAKULA	F	13	D	40	B	32	B	21	C	20	D	28	C	154	25.7	C	21
22	REUBEN MAKUMIANE PASCHAL	M	14	D	38	B	26	C	15	D	32	B	28	C	153	25.5	C	22.5
23	LETICIA SHILE KIMAHI	F	9	E	38	B	28	C	24	C	25	C	29	C	153	25.5	C	22.5
24	CONSOLATHA ATHUMAN BITURO	F	15	D	33	B	23	C	24	C	24	C	30	C	149	24.8	C	24.5
25	FROLA MHOJA ALPHANCE	F	14	D	41	A	24	C	24	C	18	D	28	C	149	24.8	C	24.5
26	KULWA JOHN SAGIJA	F	11	D	42	A	23	C	21	C	28	C	22	C	147	24.5	C	26

NO	NAME	SEX	MATH		KISW		ENG		SCI		SST		CME		TOTAL	AVG	GRADE	POS
27	NYAMITI SOSONI ELIAS	F	12	D	33	B	18	D	22	C	25	C	36	B	146	24.3	C	27
28	SUZANA ELASTO ELIAS	F	14	D	26	C	25	C	21	C	29	C	26	C	141	23.5	C	28
29	WARIOBA KHIJA KATANILE	M	8	E	34	B	19	D	23	C	21	C	29	C	134	22.3	C	29
30	MARIGA MUSHILA ROBERT	F	17	D	34	B	22	C	12	D	15	D	23	C	123	20.5	C	30
31	OLIVIA KHIJA KATANILE	F	10	E	36	B	11	D	18	D	17	D	30	C	122	20.3	D	31
32	REHEMA SOSONI JULIAS	F	9	E	33	B	19	D	10	E	16	D	25	C	112	18.7	D	32